



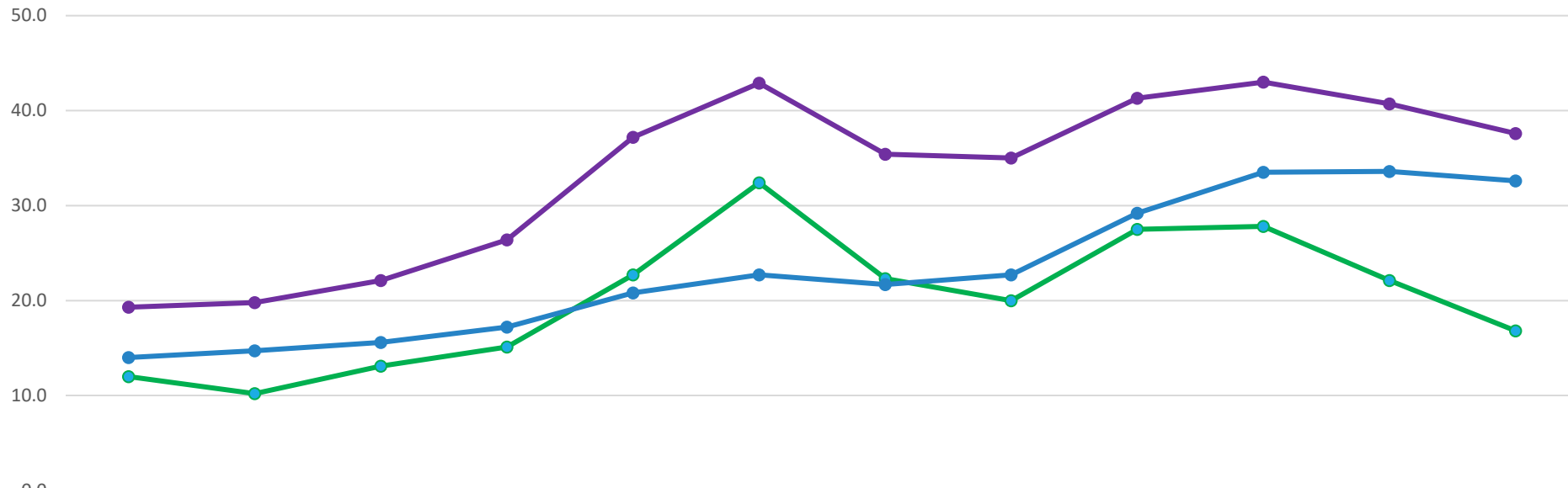
Opioid Settlement Project Updates

Daniel Makowski
Prevention Supervisor
April 21, 2026

National, State, Local Comparison

Drug-Induced Death Rates Per 100,000 People, 2012-2022

(Source: CDC WONDER)

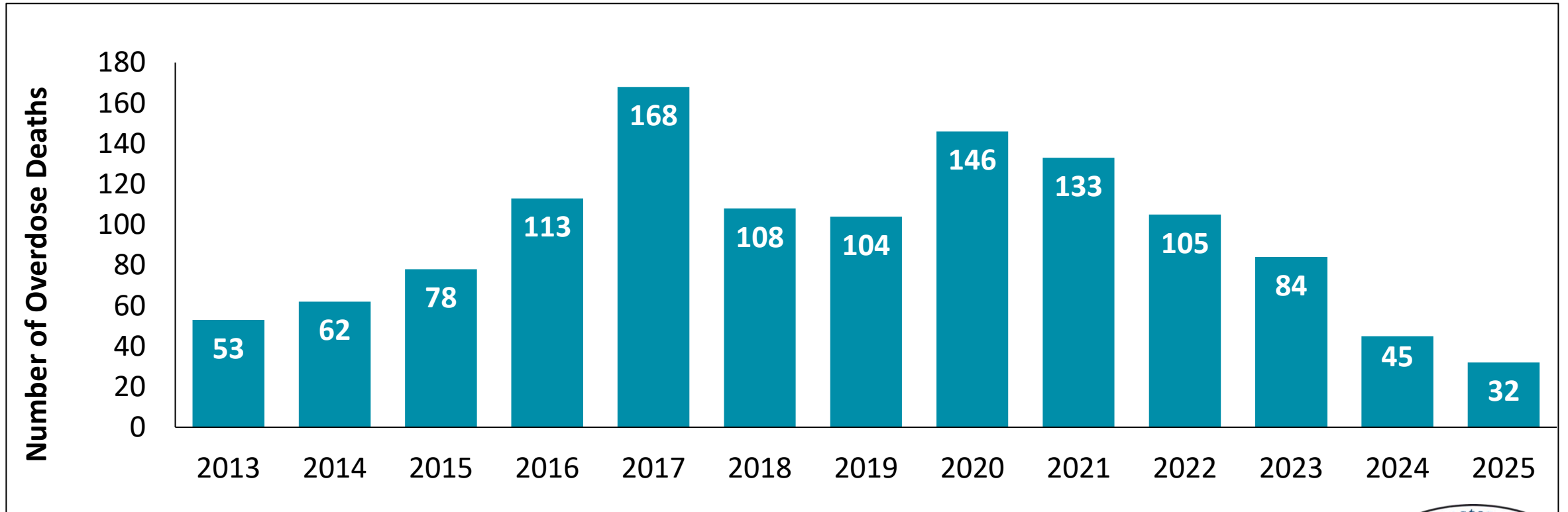


	2012	2013	2014	2015	2016	2017	2018	2019	2020	2021	2022	2023
Lancaster County	12.0	10.2	13.1	15.1	22.7	32.4	22.3	20.0	27.5	27.8	22.1	16.8
Pennsylvania	19.3	19.8	22.1	26.4	37.2	42.9	35.4	35.0	41.3	43.0	40.7	37.6
United States	14.0	14.7	15.6	17.2	20.8	22.7	21.7	22.7	29.2	33.5	33.6	32.6

Source: CDC WONDER, updated
5/15/2024



Annual Overdose Deaths in Lancaster County, 2013-present



Sources: Pennsylvania Department of Health Office of Drug Surveillance; Lancaster County Coroner's Office
*Note: Data is subject to change and based on reports available to date. Coroner's reports may take 3-6 months to appear in reported data.



Settlement Summary

- The first nationwide settlements were reached in 2021 against several distributors and manufacturers
- In 2022, more nationwide agreements were reached between pharmacy chains and manufacturers
- Exhibit E was developed to give states a list of priorities and abatement strategies
- Pennsylvania established the Pennsylvania Opioid Misuse and Addiction Abatement Trust (the Trust) to manage the settlement funds distributed to Pennsylvania
- They also provide oversight and technical assistance to all the participating counties and subdivisions



Lancaster County Exhibit E Compliant Programs

Prevention
Specialist

Student
Assistance
Program
Liaisons

Medication
Assisted
Treatment

Neonatal
Abstinence
Coordinator

Recovery
House
Scholarship

Pathways to
Recovery

Recovery
Capital


Opioid
Settlement
Project
Manager



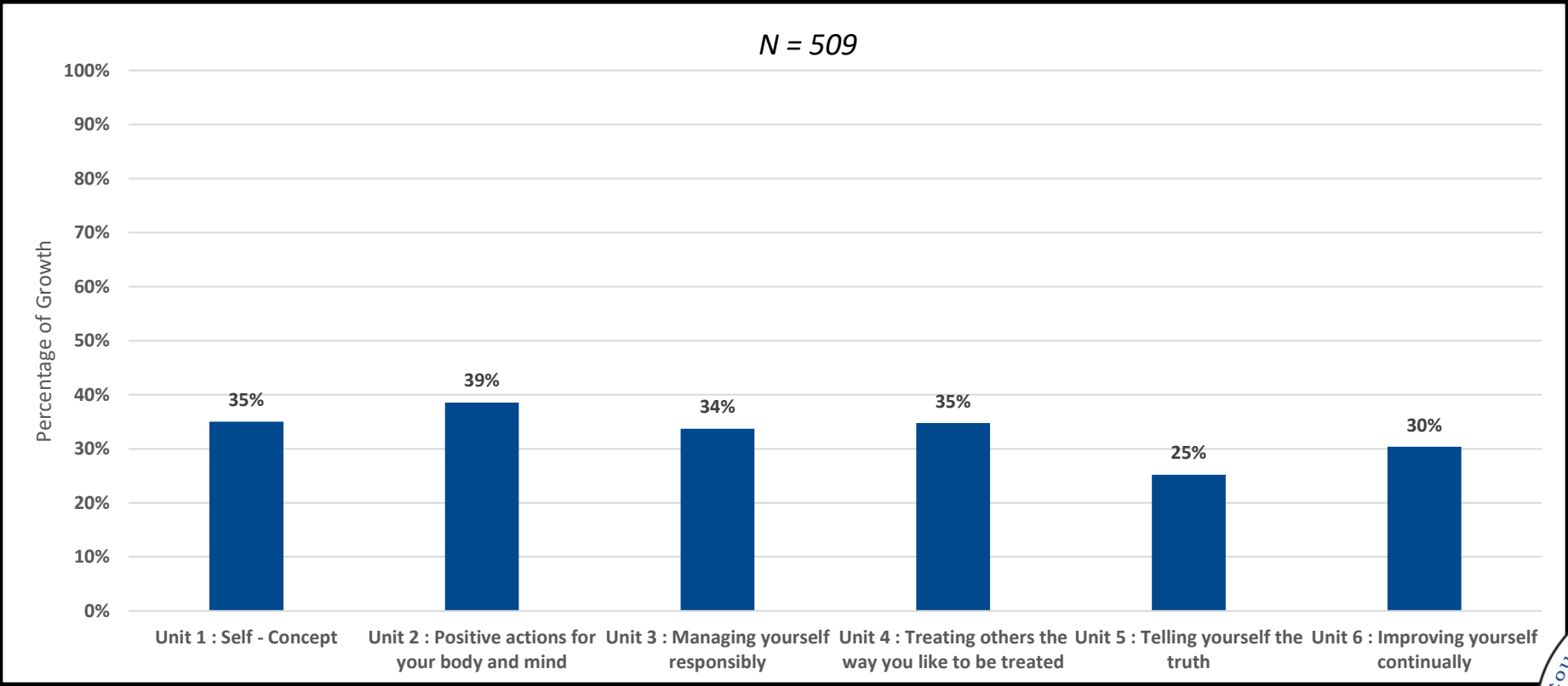
Prevention Specialists

- **Purpose:** To provide the following evidence-based programming to students:
 - Positive Action
 - Promoting Alternative Thinking Strategies (PATHS)
 - CATCH My Breath
- **Goals:**
 - Increase in students' emotional, social, and academic well-being;
 - Increase students' understanding of the risks associated with vaping and how to resist pressure to vape from peers and media

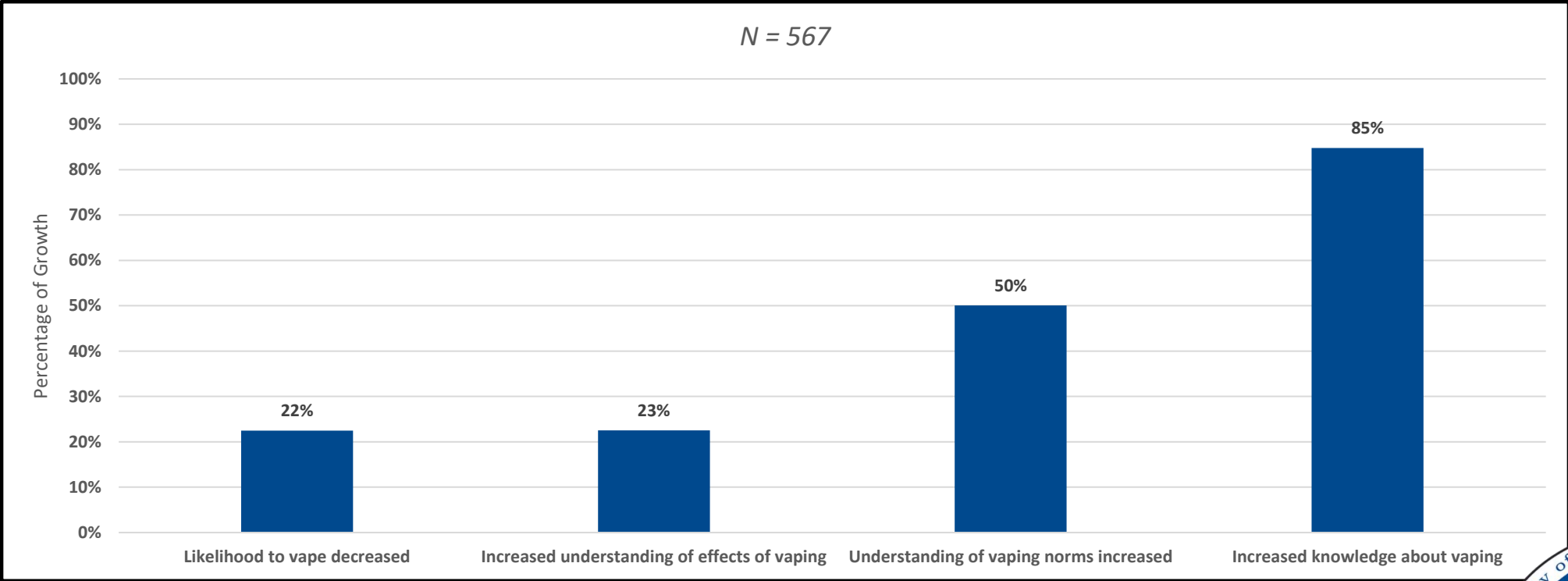
Service Provider: Compass Mark



Positive Action Program Outcomes 2024-2025



CATCH My Breath Program Outcomes 2024-2025



Student Assistance Program (SAP) Liaisons

- **Purpose:** SAP liaisons are embedded in school districts across Lancaster County that serve students, families, and schools, providing them with essential community resources.
 - Settlement funds pay for 2 SAP liaisons to expand these services.
- **Goal:**
 - Provide on-site behavioral health screenings, crisis intervention, and ongoing mentorship, as well as proactively identifying students in need.


Service Provider: Pennsylvania Counseling Services



Student Assistance Program (SAP) Liaisons

- SAP services continue to be in great demand throughout the county.
 - 2021-2022 School Year: **1090***
 - 2022-2023 School Year: **1159***
 - 2023-2024 School Year: **1276**
 - 2024-2025 School Year: **1282**
- A total of 284 students received settlement-funded SAP liaison intervention services during the 2024-2025 school year.
 - **246 (87%)** were promoted to the next grade or graduated
 - **222 (79%)** entered treatment or support services

*School years without settlement-funded liaisons



Medication Assisted Treatment (MAT) Program

- **Purpose:** The program allows inmates to receive a MAT regimen while incarcerated.
- **Goal:**
 - Reduce recidivism rates by connecting inmates with MAT to support them in their recovery while incarcerated

Service Provider: Lancaster County Prison



Medication Assisted Treatment Program


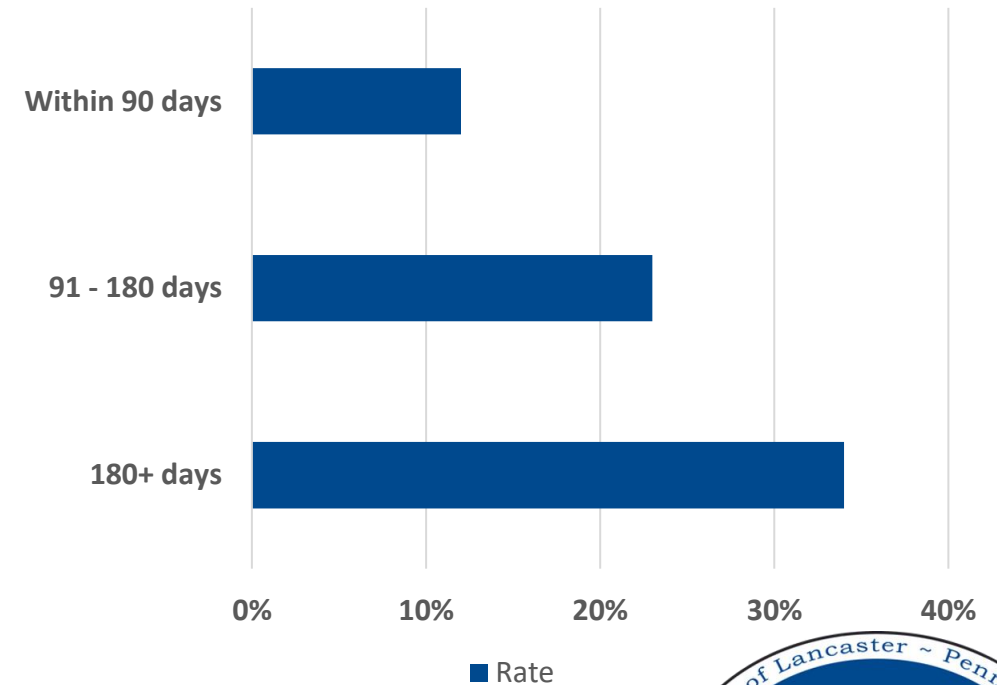
- MAT Continuation – Since October 2023 – 908 inmates continued MAT services that they were previously receiving in the community
 - 10 (1.1%) of these inmates chose to discontinue MAT services prior to leaving the prison
- MAT Initiation – Since March 2024 – 566 eligible inmates began receiving MAT services while in Lancaster County Prison
 - 40 (7%) of these inmate chose to discontinue MAT services prior to leaving the prison



Recidivism Rates

- Within 90 days (Short-Term): **11%–14%**
- 91–180 days (Intermediate-Term): **22%–24%**
- 180+ days (Long-Term): **31%–37%**

The long-term recidivism rate for general population inmates at LCP is estimated to be 65%.



Neonatal Abstinence Coordinator

- **Purpose:** Provide support and referral services for infants and toddlers who've experienced prenatal substance exposure, as well as their caregivers.
- **Goal:** Improve developmental and educational outcomes by connecting families to services

Service Provider: Lancaster County Behavioral Health and Disability Services



Neonatal Abstinence Coordinator


- The number of program participants reporting they were receiving MAT went from 23% in 2022-23, to 57% in 2024-25
- Most referrals came from Lancaster County Children and Youth Agency (CYA)
- In 2025, a total of 56 developmental evaluations were completed.
- The coordinator worked with 82 families providing service coordination, referrals to programs, and tracking.



Recovery House Scholarship Program

- **Purpose:** The purpose of the Recovery House Scholarship Program is to assist residents of Lancaster County by providing financial support for recovery housing they would otherwise be unable to afford.
- **Goals:**
 - Maintained sobriety
 - Increase in and maintaining employment

Service Provider: Lancaster County Drug and Alcohol Commission



Recovery House Scholarship Program

- 101 scholarships were awarded from November 4, 2024 – June 30, 2025
- Average length of stay was 44 days
- Employment more than doubled over the life of the scholarship
- 62% of recipients were in stable housing at the end of their scholarship
- 87% of scholarship recipients maintained sobriety while on the scholarship



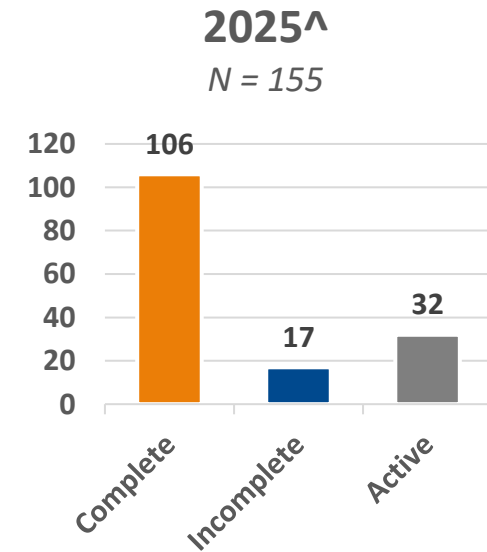
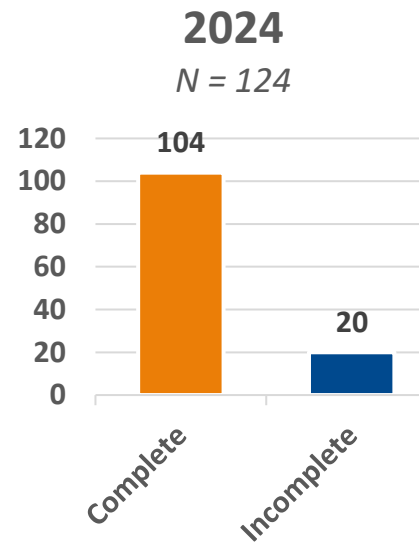
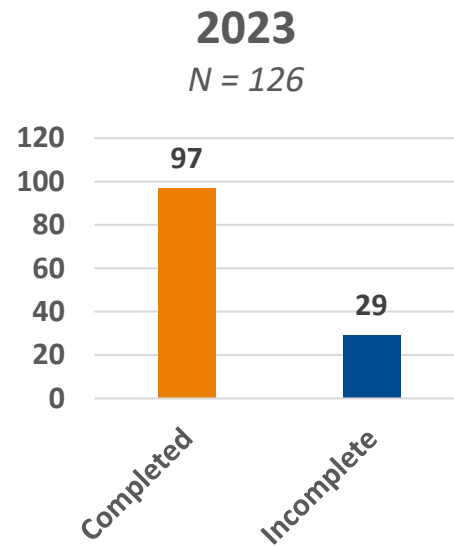
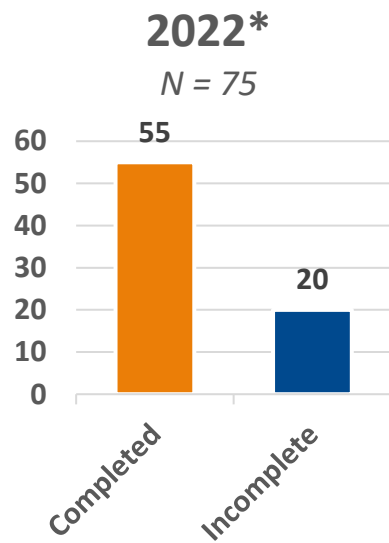
Pathways to Recovery

- **Purpose:** The Pathways Program is a pre-conviction program that diverts individuals towards treatment and/or prevention services and allows for the dismissal of charges upon successful completion
- **Goal:**
 - Reduce future involvement in the legal system

Service Provider: Blueprints for Addiction Recovery




Pathways to Recovery



*Data shown is from June 22, 2022 – December 31, 2022

^Final outcomes on completion status will be available later this year



Recovery Capital Program

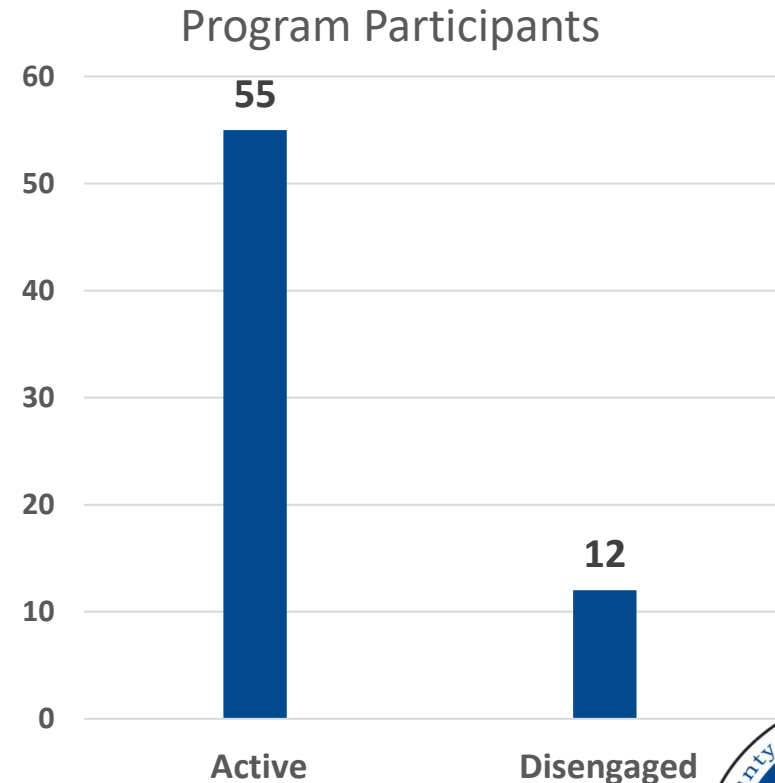
- **Purpose:** The Recovery Capital (Rec-Cap) Program helps individuals overcome the barriers they face when re-entering the community by addressing their needs in a holistic manner.
- **Goals**
 - Support individuals receiving MAT by connecting them with providers to continue their treatment regimen
 - Provide recovery support services to promote individuals' well-being

Service Provider: Donegal Substance Abuse Alliance

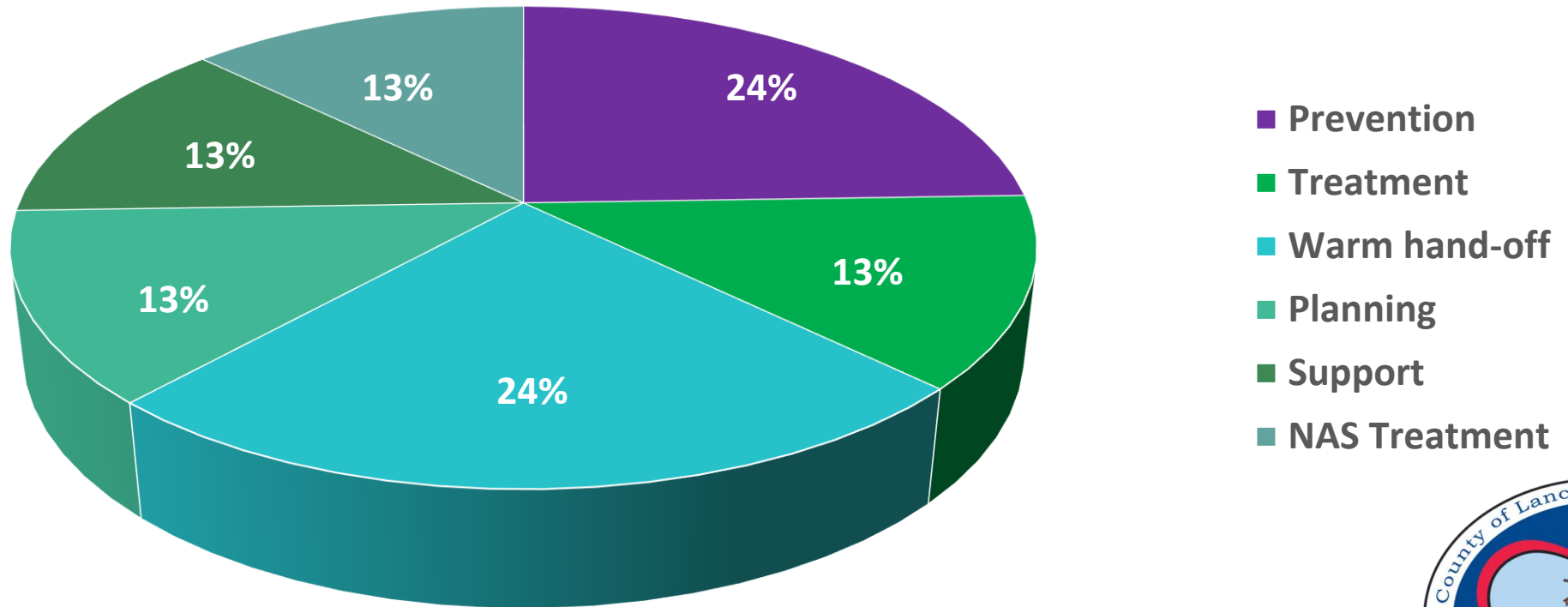


Recovery Capital Program

- Since 8/1/2025, 67 individuals have been enrolled
 - 55 active
 - 12 disengaged
- Of the 55 still active, 22 are employed or receiving job assistance
- Individuals also receive the following services:
 - Connection to recovery support groups and sponsors; treatment; and physical health services such as Medical Assistance, SNAP, and hygiene products
- DSAA staff are working with 20 individuals receiving MAT
 - 10 are in the prison and 10 are in the community

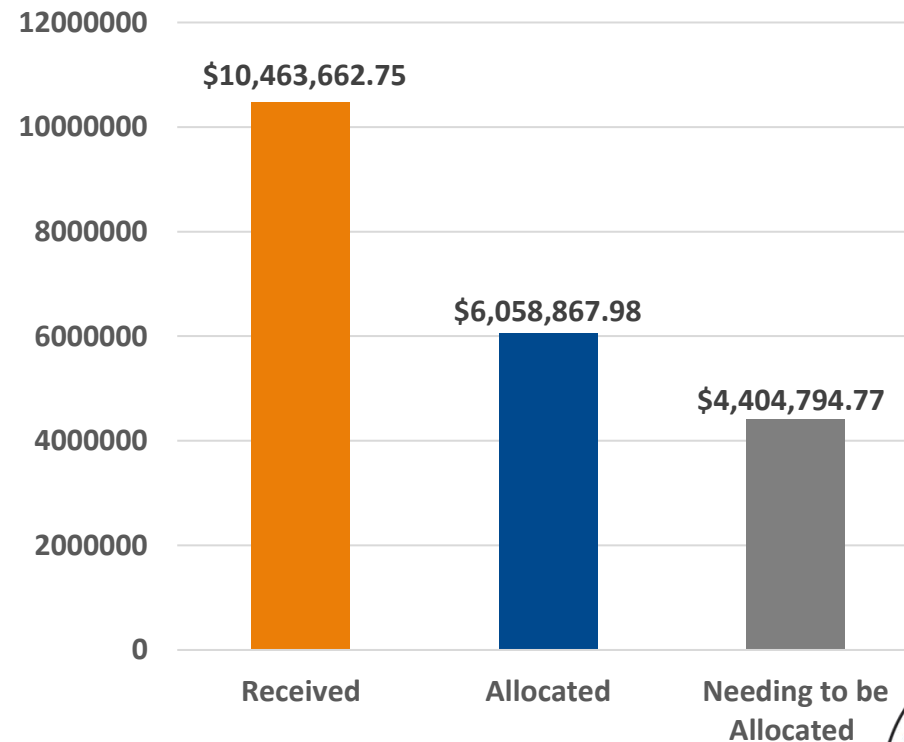


Program Funding Breakdown



Allocations of Settlement Funding

- Lancaster County received a total of \$10,463,662.75 from multiple settlements since 2022
- \$6,058,867.98 has been allocated to several settlement-funded projects
 - \$4,404,794.77 to be allocated



Breakdown of Remaining Allocation

